

Selling Stock Photography

Making money with the MicroStock Method


By: Peter Galbraith

www.MicroStockForum.com

What is MicroStock?

Stock Photography has been a passion and source of income for many people. However, the amount of talent, money and time to get into the traditional stock photography market drives many sellers away. Microstock or Micropayment agencies work rather differently. They



allow almost anyone to submit images to be reviewed. The image submissions are all online and images can be included in their online catalog for photo buyers in less than a week. MicroStock Agencies get their name from the price they charge designers and the commission they pay photographers. As you might have guessed it's pennies!



Payment for each designer download is between \$.20 and \$5.00 depending on the agency and the size of the digital image. Realizing excellent profits is requires you to sell hundreds of images each month. However, unlike other selling methods, you buyers come from around the world and the agencies do the marketing. How do you get several hundred sales a month? You build a portfolio of 300-400 images and send that portfolio to several different agencies. That way your photos get seen by thousands of designers everyday.

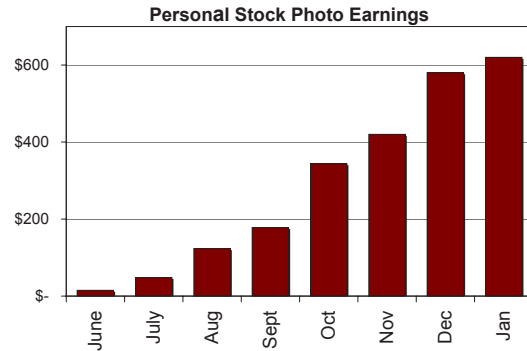
How Much \$\$ Can I Make?

How much money you can make is largely dependant on your time available, dedication and shear guts. Stock photography is certainly not a get rich scheme. As with any investment, earning will start out slow, but as thousands of photographers have discovered, earnings can grow very quickly. You don't have to have a professional SLR camera, but a good quality consumer camera is certainly recommended. With current resolution standards, a 4MP camera is required to produce the sizes you



need (especially after cropping). You can easily make \$500 or more a month if you consistently submit images to multiple agencies and adjust to feedback and rejections as needed. Below is a graph of earnings from my first eight months selling stock.

“You can easily make \$500 a month if you consistently submit images to multiple agencies.”



Getting Started

The best thing about trying MicroStock is it doesn't cost anything. The first thing to do is to sign up with several stock agencies. Listed below are several of the most popular ones. **Shutterstock** and **Fotolia** are recommended because they tend to accept more images. **iStockPhoto** is one of the largest sites, but getting photos accepted can be difficult at first.

Popular MicroStock Agencies

[Shutterstock](#)

[Dreamstime](#)

[BigStockPhoto](#)

[Fotolia](#)

[iStockPhoto](#)

[CanStockPhoto](#)

Click to visit the websites in your browser

Shooting Great Stock

Visit www.microstockforum.com for great resources such as books, tutorials and forum feedback. With a little research and practice you can shoot and sell great photos and turn a hobby into a 2nd income.

About The Author

Peter Galbraith is a photographer and graphic designer. He is also the administrator of an online stock photography resource website. He sells hundreds of stock photo on each of over ten micro stock photography sites. Visit his website at <http://www.microstockforum.com>

